



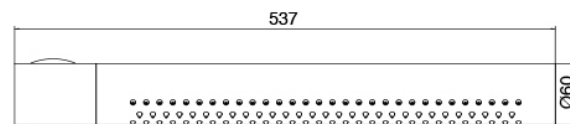
Modern - Gruppo doccia incasso

Codice kit: 3305 UDI-140

Gruppo doccia incasso con soffione tubolare orizzontale girevole



Componenti

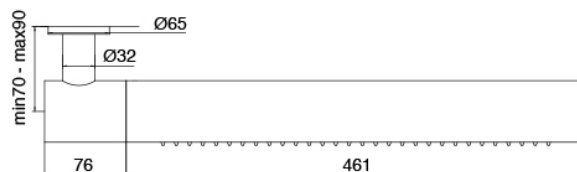


Soffione tubolare



Cod: 3300SO04A00

Soffione tubolare girevole orizzontale a parete

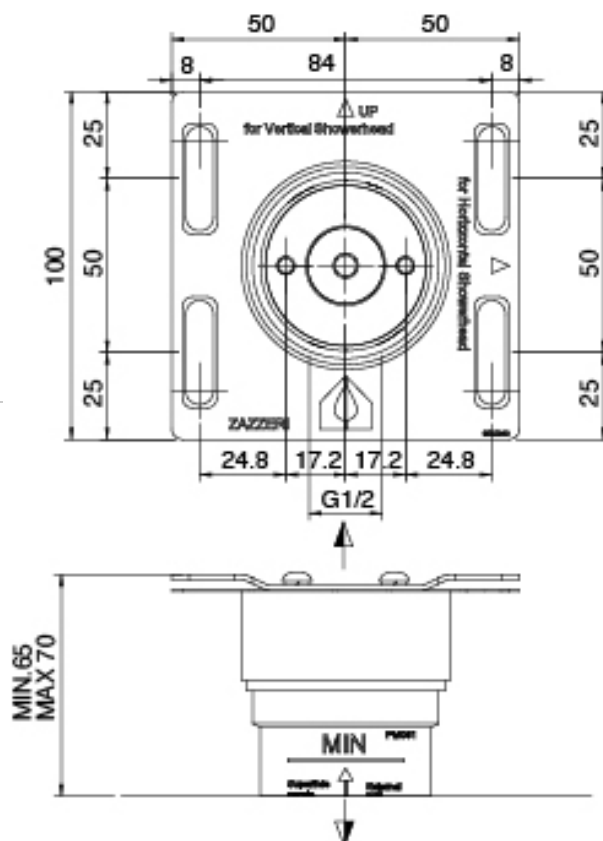




Parte grezza

Cod: 3300B120A00

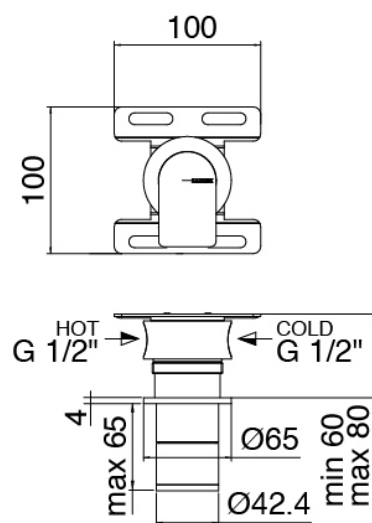
Soffione tubolare vert/orizz a parete - Parte grezza



Miscelatore monocomando

Cod: 3305A402AA0

Miscelatore doccia ad incasso - Parti esterne

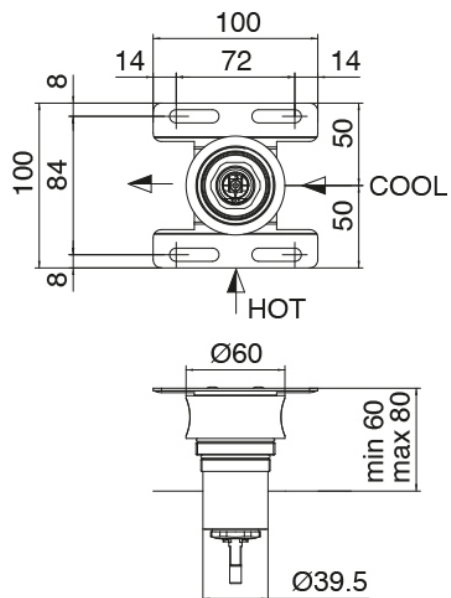




Parte grezza

Cod: 3300B402A00

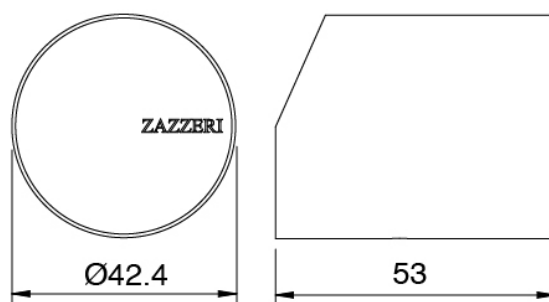
Miscelatore doccia ad incasso - parti grezze



Manetta MA02 Z316_sh

Cod: 3305MA02A00

HANDLE MA02 Manetta mix incassi




Finiture disponibili:

finiture speciali su richiesta salvo quantitativi minimi di ordine garantiti



acciaio spazzolato

ASAS



antracite

APAP



bronzorame

BPBP



carbon

KPKP



rame

RPRP



cognac

CPCP



orobianco

GPGP