



Modern - Gruppo doccia incasso

Codice kit: 3405 UDI-150

Gruppo doccia incasso termostatico a 4 uscite con soffione SPOT (Q.tà 2) e doccia (Q.tà 2)



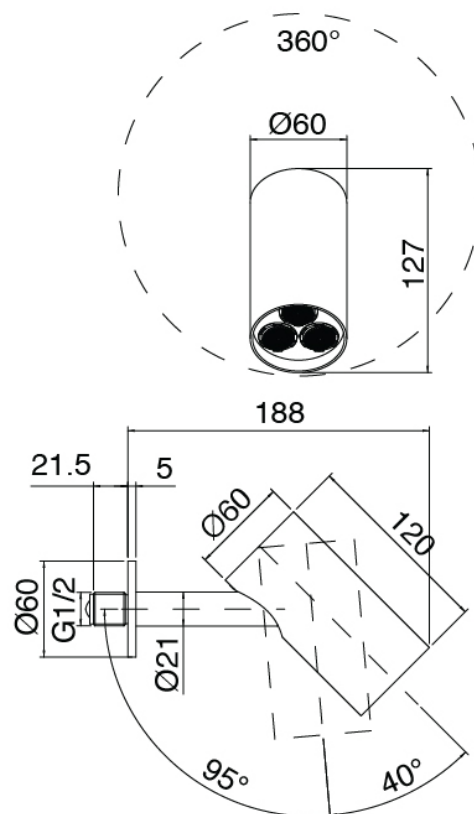
Componenti



Soffione doccia SPOT

Cod: 3400SO01A00

Soffione doccia SPOT a parete orientabile

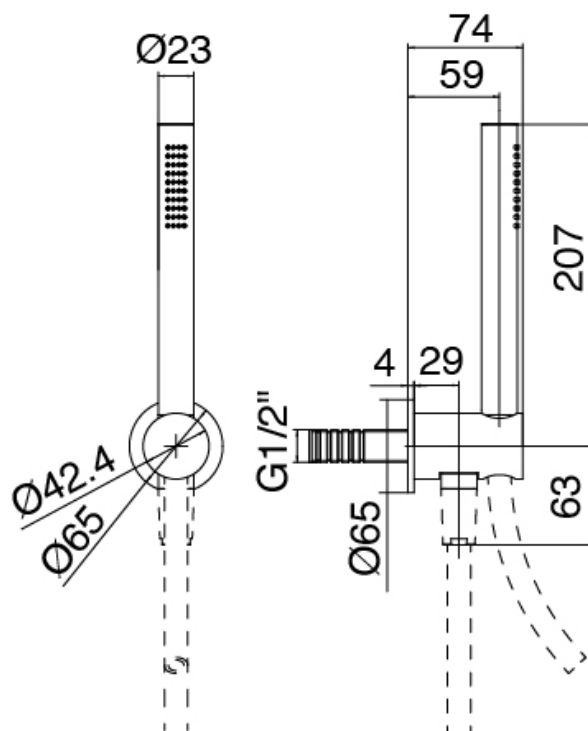




Set doccia

Cod: 3300Z419A00

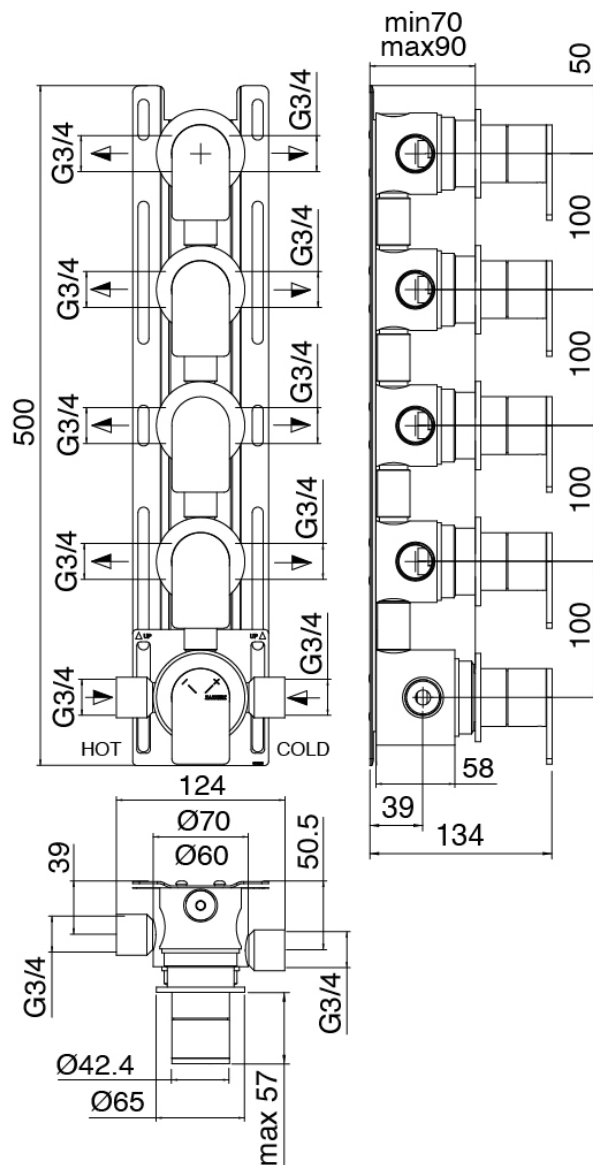
Set doccia con doccetta stilo completo di presa acqua a muro e supporto - Senza flessibile



Parte grezza

Cod: 33000804A00

Gruppo termostatico da incasso CONFORT a 4 uscite
(3 rubinetti) - Parti grezze

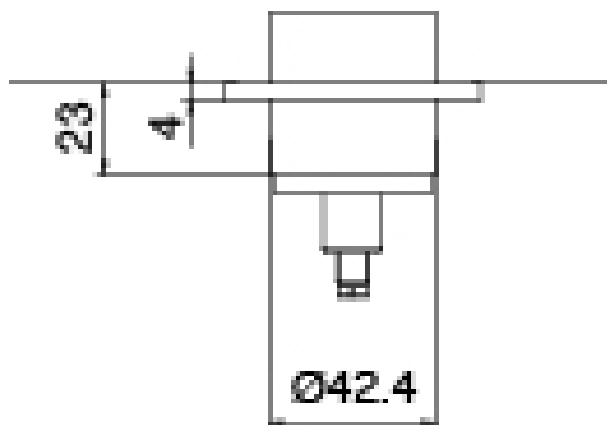
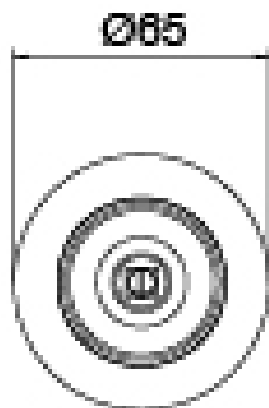




Rubinetto di linea

Cod: 3305Y407AA0

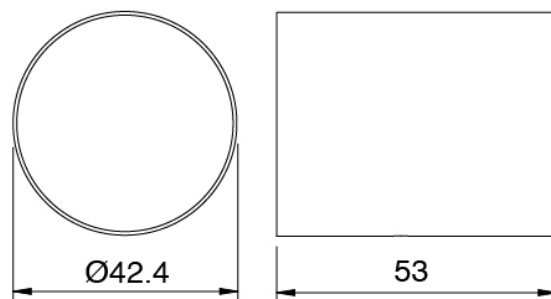
Rubinetti di linea - parti esterne



Manetta

Cod: 3305MA05A00

HANDLE MA05 Manetta deviatore a 2 e 3 vie con stop/3 vie senza stop/rubinetto di linea

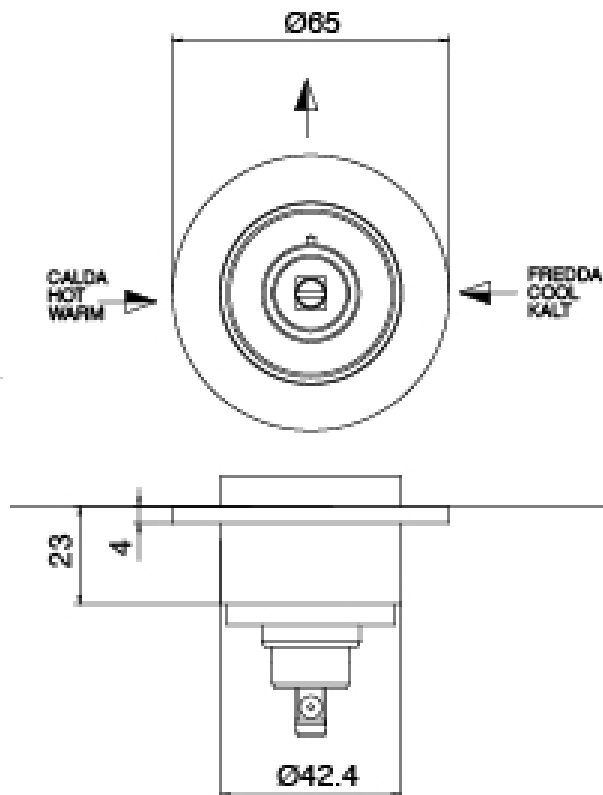




Comando termostatico

Cod: 3305T550AA0

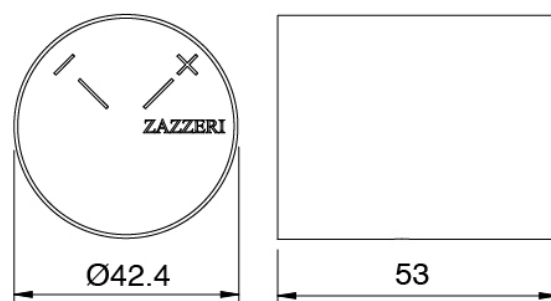
Comando termostatico da incasso - parti esterne



Manetta

Cod: 3305MA06A00

HANDLE MA06 Manetta comando termostatico



Flessibile L=150mm

Cod: 3300N504A00

Flessibile per doccia in PVC Nero - L=150mm


Finiture disponibili:

finiture speciali su richiesta salvo quantitativi minimi di ordine garantiti




acciaio spazzolato

ASAS




antracite

APAP




bronzorame

BPBP




carbon

KPKP




rame

RPRP



cognac

CPCP



orobianco

GPGP