

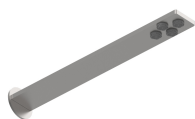
Modern - Gruppo doccia incasso

Codice kit: 3405 UDI-140

Gruppo doccia incasso termostatico con soffione STECCA (Q.tà 2) e doccetta



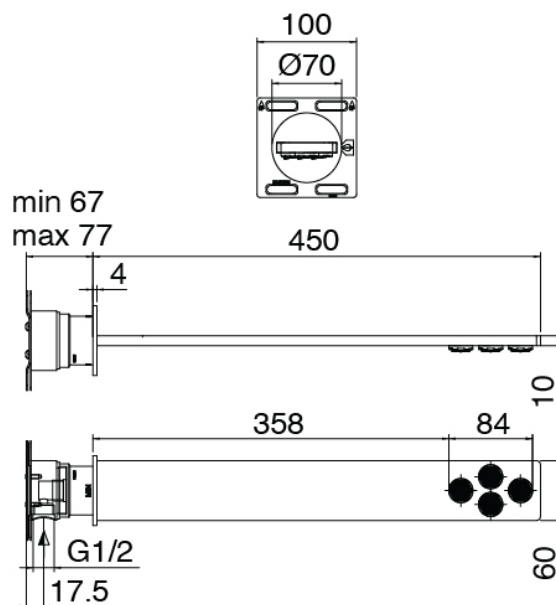
Componenti



Soffione doccia STECCA

Cod: 3400SO02A00

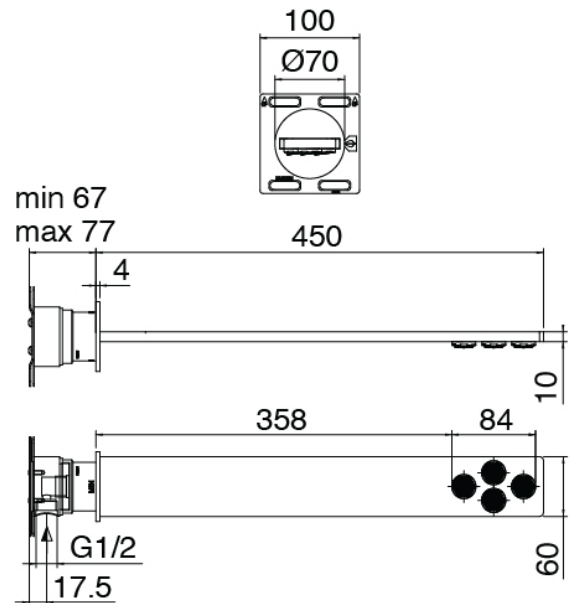
Soffione doccia STECCA a parete - Parti esterne



Parte grezza

Cod: 3300B121A00

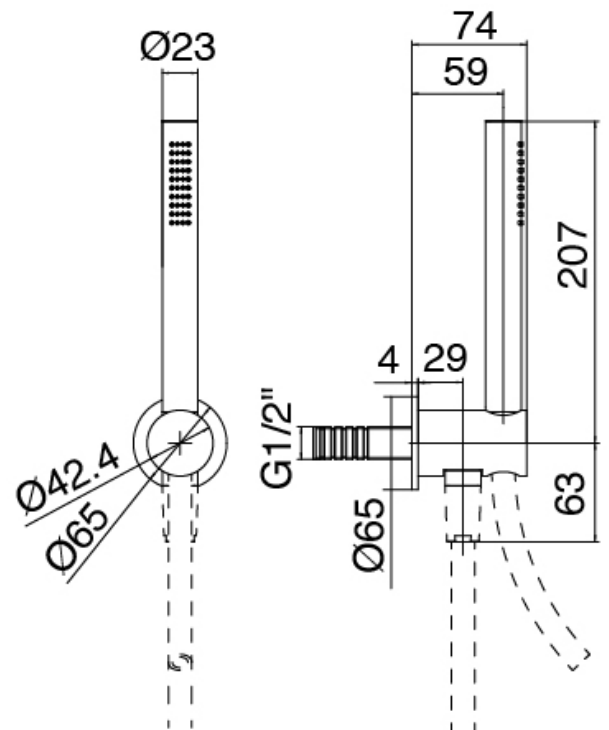
Modulo singolo per soffione a parete - Parte grezza



Set doccia

Cod: 3300Z419A00

Set doccia con doccetta stilo completo di presa acqua a muro e supporto - Senza flessibile

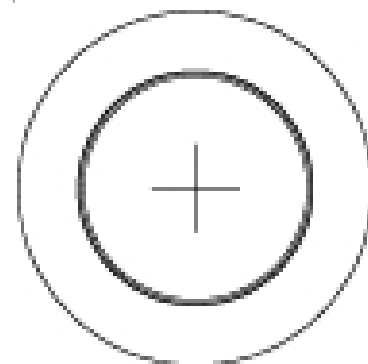
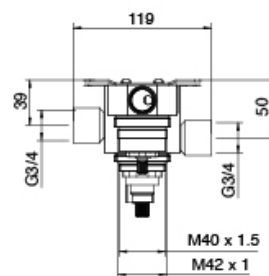
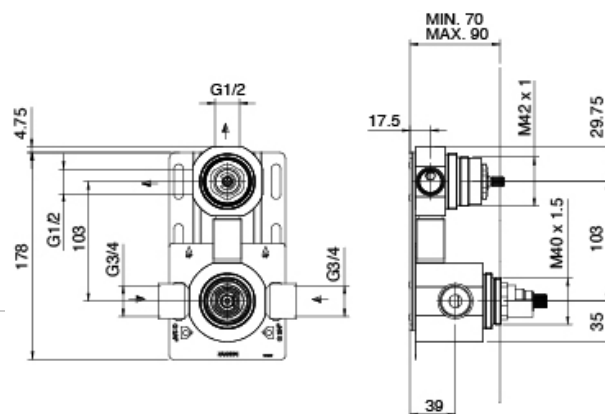




Parte grezza

Cod: 3300D802A00

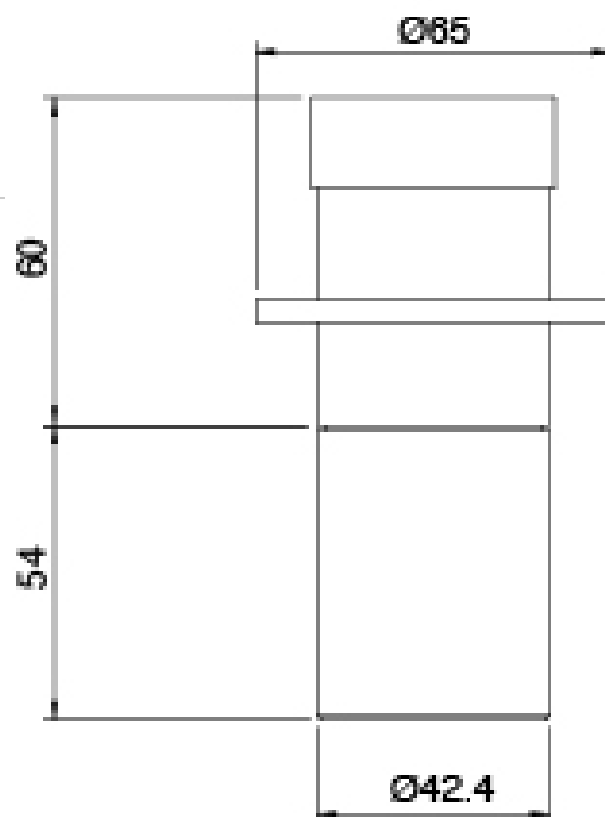
Gruppo termostatico da incasso SMART a 2 uscite (1 deviatore con stop) - parti grezze



Deviatore

Cod: 3305Y408AA0

Deviatore - parti esterne

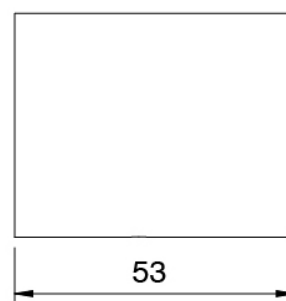
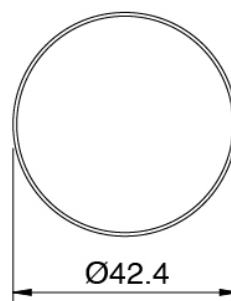




Manetta

Cod: 3305MA05A00

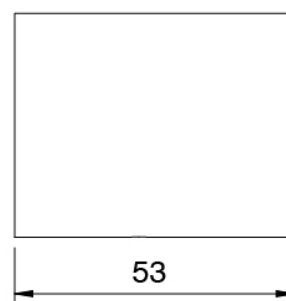
HANDLE MA05 Manetta deviatore a 2 e 3 vie con stop/3 vie senza stop/rubinetto di linea



Manetta

Cod: 3305MA06A00

HANDLE MA06 Manetta comando termostatico



Flessibile L=150mm

Cod: 3300N504A00

Flessibile per doccia in PVC Nero - L=150mm


Finiture disponibili:

finiture speciali su richiesta salvo quantitativi minimi di ordine garantiti



acciaio spazzolato

ASAS




antracite

APAP




bronzorame

BPBP




carbon

KPKP




rame

RPRP



cognac

CPCP



orobianco

GPGP