

Codice kit: 2700 MLI-060

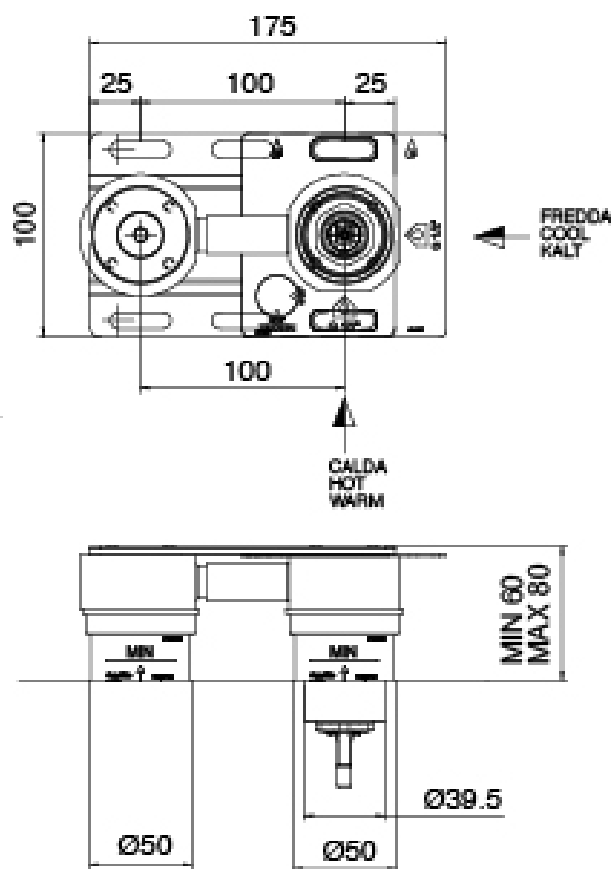
Miscelatore lavabo ad incasso

Componenti



Cod: 3300B113A00

Miscelatore lavabo ad incasso - parti grezze

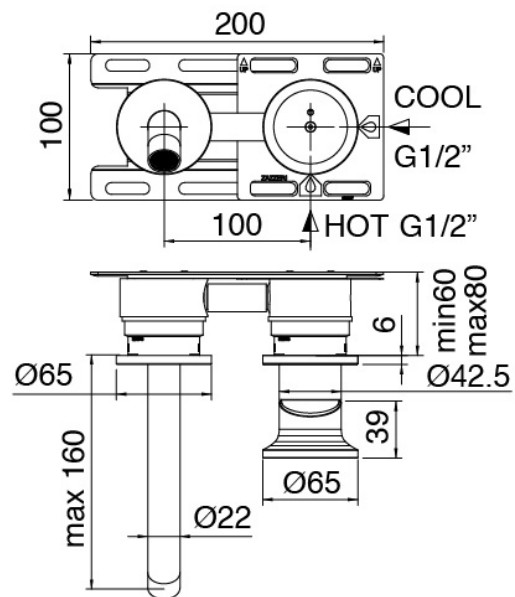




Miscelatore monocomando

Cod: 2700A113AA0

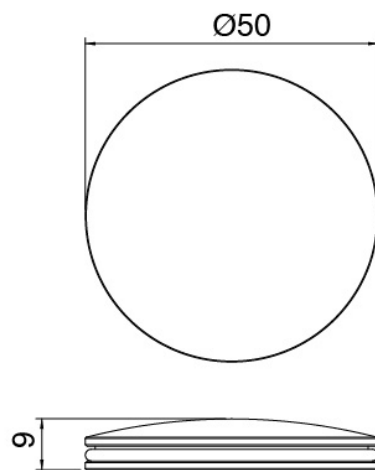
Miscelatore lavabo ad incasso - 160mm - parti esterne



Disco manetta PA02

Cod: 2700PA02A00

Disco per manetta incassi




Finiture disponibili:

finiture speciali su richiesta salvo quantitativi minimi di ordine garantiti



acciaio spazzolato

ASAS



antracite

APAP



bronzorame

BPBP



carbon

KPKP



rame

RPRP



cognac

CPCP



oro bianco

GPGP