



Modern - Miscelatore lavabo ad incasso

Codice kit: 2700 MLI-050

Miscelatore lavabo ad incasso

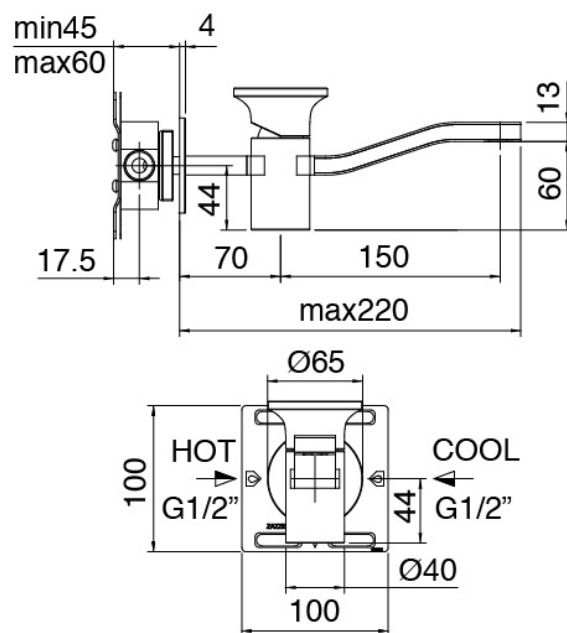
Componenti



Parte grezza

Cod: 2700B114A00

Miscelatore lavabo ad incasso - parti grezze

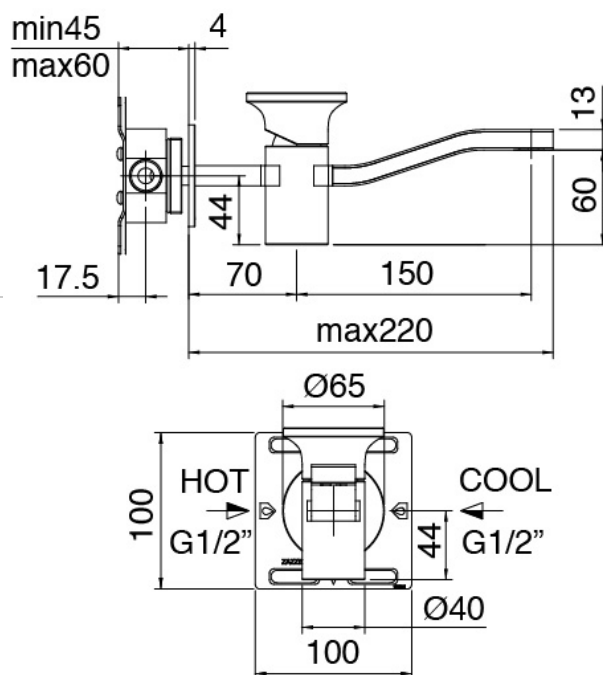




Miscelatore monocomando

Cod: 2700A114A00

Miscelatore lavabo ad incasso - Getto 220 mm - Parti esterne



Disco manetta

Cod: 2700PA03A00

Disco per manetta lavabo incasso (art. 2700 a114)


Finiture disponibili:

finiture speciali su richiesta salvo quantitativi minimi di ordine garantiti




acciaio spazzolato

ASAS




antracite

APAP




bronzorame

BPBP



carbon

KPKP



rame

RPRP



cognac

CPCP



oro bianco

GPGP