

## Modern - Wall-mounted bathtub set

Codice kit: 2100 EVP-070

Wall-mounted bathtub set mixer – 2 exits

## Componenti



### Pop spout

Cod: 2100CL07A00

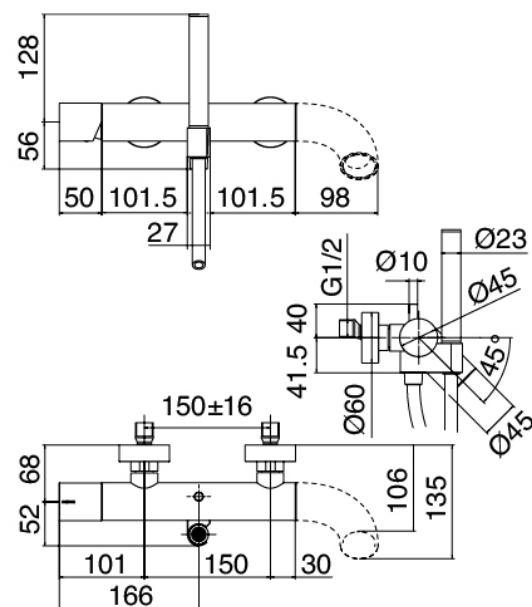
Spout for bathtub/waterfall - Brass



### Mixer set with spout

Cod: 2100A400A00

Bathtub mixer - without spout



## Finiture disponibili:

---

finiture speciali su richiesta salvo quantitativi minimi di ordine garantiti



cromo

CRCR




acciaio spazzolato

ASAS




bianco

1010




nero

3131




nero fumo

3232




arancio albicocca

4242



verde mela

5252



viola mirtillo

6262



bianco latte

7272



blu luna

8282